

# Uganda

## COUNTRY GENERAL INFORMATION (WHO, 2018)

Total population:	42,729,032
Gender F/M (%):	51 / 49
Population, age group <15 / ≥ 15 years (%):	47 / 53
Life expectancy at birth (F/M, years) (2016):	65 / 60
GDP (PPP int \$):	2,033
Income status:	Low income
Number of 2 <sup>nd</sup> sub-national administrative level divisions, name:	128, District

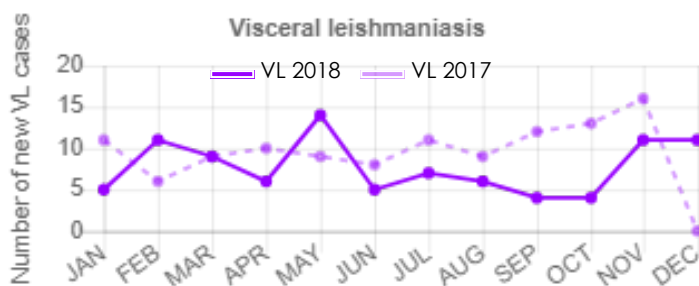
## EPIDEMIOLOGY

	VL	CL	PKDL	MCL
Endemicity status:	Endemic	Non endemic	Non endemic	Non endemic
Number of new cases (incidence):	89	No data	No data	No data
Number of relapses: <sup>1</sup>	4	No data	N/A	N/A
<b>Total number of cases:</b>	<b>93</b>	<b>No data</b>	<b>No data</b>	<b>No data</b>
Imported cases (#, %):	64, 69%	No data, No data	N/A	N/A
Gender distribution (% F):	67	No data	No data	No data
Age group distribution (% <5 / 5-14 / >14):	12 / 45 / 43	No data	No data	No data
Incidence rate (cases/10,000 population in endemic areas):	7.74	No data	N/A	N/A
Number of endemic 2 <sup>nd</sup> sub-national administrative level divisions:	1	No data	N/A	N/A
Population at risk (% # at risk / total population): <sup>2</sup>	0.3% 115,060/42,729,032	No data	N/A	N/A
Was there any outbreak?	No data	No data	N/A	N/A
Number of new foci: <sup>3</sup>	No data	No data	N/A	N/A

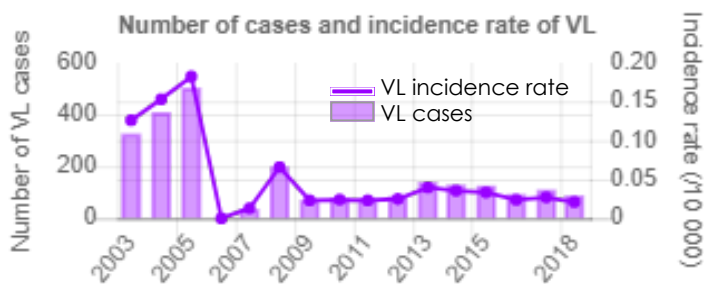
## Monthly distribution of new cases (January-December)

2018	JAN	FEB	MAR	APR	MAY	JUN	JUL	AUG	SEP	OCT	NOV	DEC
VL	5	11	9	6	14	5	7	6	4	4	11	11

N/A not applicable; VL = visceral leishmaniasis; CL = cutaneous leishmaniasis; PKDL = post-kala-azar dermal leishmaniasis; MCL = mucocutaneous leishmaniasis



## Number of new cases and Incidence rate/10,000 at the national level from 2003 to 2018

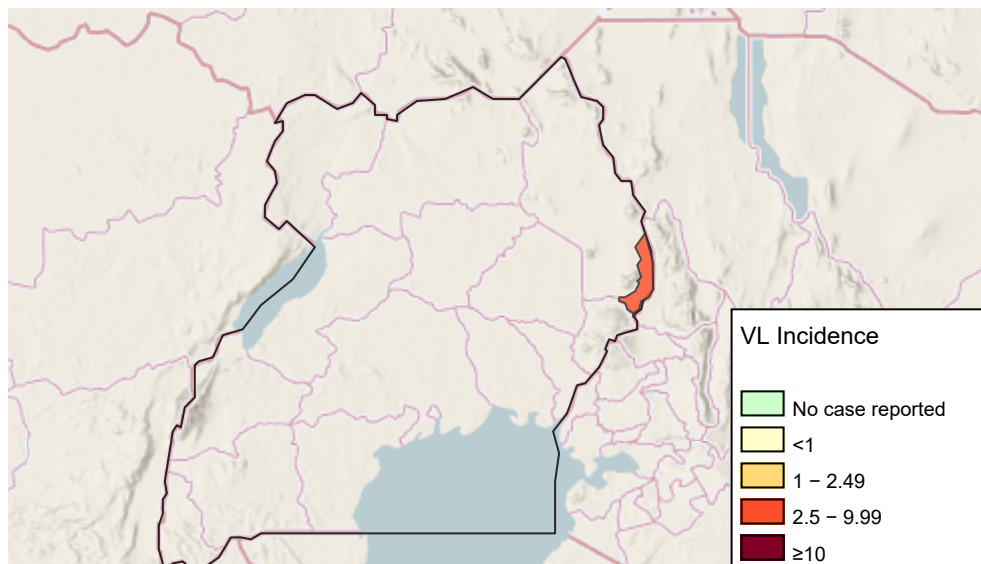


<sup>1</sup>Relapse in this country is defined as: "A patient who successfully completed treatment and with negative clinical and parasitological test of cure, but showed evidence of VL (clinical and parasitological) within 6 months of completion of therapy"

<sup>2</sup>Defined as "In this reporting period, an area at the 2nd sub-national administrative level reporting cases for the first time ever"

<sup>3</sup>Defined as "Number of people living in 2nd sub-national administrative level endemic areas"

## Disease distribution of new VL cases at district level per 10,000 population (2018)



The boundaries and names shown and the designations used on this map do not imply the expression of any opinion whatsoever on the part of the World Health Organization concerning the legal status of any country, territory, city or area or of its authorities, or concerning the delimitation of its frontiers or boundaries. Dotted and dashed lines on maps represent approximate border lines for which there may not yet be full agreement.  
Map production: WHO/UCN/NTD

## CONTROL AND SURVEILLANCE

Year Leishmaniasis National Control Programme (LNCP) was established:	1997
Type of surveillance (CL / VL):	N/A / Integrated
Is there a vector control programme?	No data
Type of insecticide used for Indoor residual Spraying (IRS):	No data
Year latest national guidelines (CL / VL):	N/A / 2018
Is leishmaniasis notifiable (mandatory report)? (CL / VL):	N/A / Yes
Is there a reservoir host control programme?	No data
Number of leishmaniasis health facilities (CL / VL):	N/A / No data

## DIAGNOSIS

	VL	CL	PKDL	MCL
Number of people screened actively for:	No data	No data	N/A	N/A
Number of people screened passively for:	No data	No data	N/A	N/A
VL cases diagnosed by RDT (% , # RDT+ / new VL cases):	No data	N/A	N/A	N/A
Proportion of positive RDT (% , # RDT+ / total RDT):	No data	N/A	N/A	N/A
Cases diagnosed by direct exam (parasitology) (% , # slides + / total cases):	No data	No data	N/A	N/A
Proportion of positive slides (% , # slides + / total slides):	No data	No data	N/A	N/A
Cases diagnosed clinically (% , # clinical cases / total cases):	No data	No data	N/A	N/A
Percentage of cases with HIV-VL coinfection:	1% (1/93)	N/A	N/A	N/A

N/A not applicable; RDT = rapid diagnostic rest; HIV = human immunodeficiency virus

## TREATMENT AND MEDICINES

- ▶ Is treatment provided for free in the public sector? (CL / VL): N/A / No data
- ▶ Antileishmanial medicines included in the National Medicine List: -

## INITIAL TREATMENT OUTCOME FOR NEW CASES

	VL	CL
Cases that completed treatment (% , # completed treatment / new cases):	No data	No data
Initial cure rate (% , # cases initially cured / new cases):	100% (89/89)	No data
Failure rate (% , # cases with treatment failure / new cases): <sup>4</sup>	0% (0/89)	No data
Case fatality rate (% , # cases who died / new cases):	0% (0/89)	No data

VL = visceral leishmaniasis; CL = cutaneous leishmaniasis; PKDL = post-kala-azar dermal leishmaniasis; MCL = mucocutaneous leishmaniasis

<sup>4</sup>Failure in this country is defined as: "A patient with persisting signs and symptoms despite undergoing two weeks of satisfactory treatment"